



Trade Science Inc.

ISSN : 0974-7419

Volume 11 Issue 1

# Analytical CHEMISTRY

An Indian Journal

Full Paper

ACAIJ, 11(1) 2012 [29-34]

## Development and validation for reverse phase high performance liquid chromatographic method for simultaneously determination for diphenoxylate hydrochloride bulk drug

R.S.Lokhande<sup>1</sup>, P.U.Singare<sup>\*2</sup>, P.V.Jadhav<sup>1</sup>

<sup>1</sup>Department of Chemistry, University of Mumbai, Vidyanagari, Santacruz, Mumbai-400 098 (INDIA)

<sup>2</sup>Department of Chemistry, Bhavan's College, Andheri, Mumbai-400058 (INDIA)

E-mail : pravinsingare@vsnl.net

Received: 8<sup>th</sup> August, 2011 ; Accepted: 8<sup>th</sup> September, 2011

### ABSTRACT

Related substances by HPLC method was developed and validated for Diphenoxylate hydrochloride bulk drug and its three potential impurities i.e. Diphenoxylate acid (degradation product), Nitrile amide (precursor) and Bromo Diphenyl butro nitrile (precursor). Analysis was performed on AGILENT 1100 SERIES HPLC system with auto injector and binary gradient high pressure mixing pump on Inersil ODS-3 (RP C 18) column. Mobile phase of Acetonitrile and HPLC water pH adjusted to 2.3 with orthophosphoric acid in the ratio of 25:75 (v/v) with change in the ratio of mobile phase by linear gradient to 85: 25 (v/v) in 45 minute was pumped at 2mL/min and the detection was done at 210 nm. The parameter for which the method was validated included specificity, limit of detection and quantitation, linearity, precision, accuracy and robustness. The method was successfully used to quantitate the levels known impurities {i.e. Diphenoxylate acid (degradation product), Nitrileamide (precursor) and Bromo Diphenyl butro nitrile (precursor)} and unknown impurities in Diphenoxylate hydrochloride bulk drug.

© 2011 Trade Science Inc. - INDIA

### KEYWORDS

Diphenoxylate hydrochloride;  
HPLC.

### INTRODUCTION

Official method for bulk drug analysis of Diphenoxylate hydrochloride is carried out by thin layer chromatography on reverse phase plate<sup>[1,2]</sup> and the impurities were compared with diluted standard. Literature<sup>[3-8]</sup> reveals several liquid chromatographic methods for determination of Diphenoxylate hydrochloride but not much interest has been taken towards the generation of impurity profile of the drug. In this contest the present work re-

ports a reverse phase HPLC Method for separation and estimation of Diphenoxylate hydrochloride and its known impurities (i.e. Diphenoxylate acid, Nitrileamide and Bromo diphenyl nitrile) and unknown impurities by using their relative retention time and Relative retention factor.

### EXPERIMENTAL

#### Chemical and reagents

Working standard of Diphenoxylate Hydrochloride,

## Full Paper

Working standard of Bromo Diphenyl Butyro Nitrile, Working standard of Nitrileamide and Working standard of Diphenoxylate acid were obtained by RPG Life Sciences Ltd with certificate of analysis. Water and Acetonitrile used were HPLC grade obtained from E. Merck India Ltd.

### Preparation of standard solution (Working concentration level)

Individual stock solution of Diphenoxylate hydrochloride and its three solutes containing 5ug/mL (i.e. 0.5% with respect to concentration of Diphenoxylate Hydrochloride) were prepared by diluting with diluent. The initial solution was 100ug/mL prepared in diluent. Mixture of requisite compositions was obtained by mixing appropriate aliquots of the four solutions (System suitability solution at working concentration level).

### Preparation of Test solution

The test solution of 1000ug/mL was prepared in diluent.

### HPLC Instrumentation

Agilent 1100 series HPLC with high pressure gradient binary pump, UV detector, Auto sampler and Chemstation software. The analyte peaks were resolved on Inertsil ODS 3, 250 x 4.6mm, 5 micron HPLC analytical column. The chromatographic conditions are listed below;

### HPLC chromatography condition

- i. Flow rate : 2.0 mL/min
- ii. Injection volume : 20  $\mu$ L
- iii. Detector : UV 210 nm
- iv. Solution A : Water pH adjusted to 2.3 with orthophosphoric acid
- v. Solution B : Acetonitrile
- vi. Diluent : Solution A : Solution B : 50:50
- vii. Mobile phase : Binary gradient as described below:

TIME	SOLUTION A	SOLUTION B	FLOW RATE (mL/min)
0	75	25	2.0
5	75	25	2.0
40	15	85	2.0
45	75	25	2.0

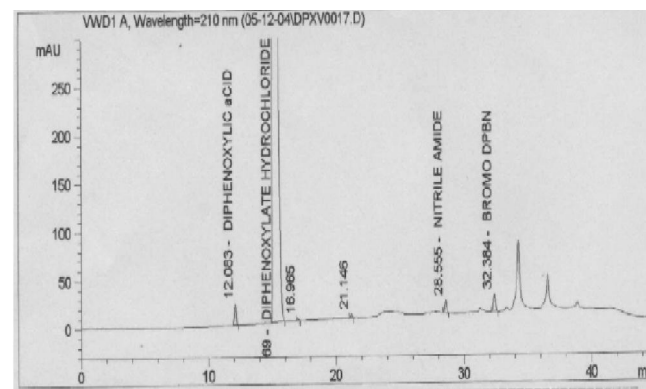
**TABLE 1 : Relative Retention time and Response factor of Diphenoxylate hydrochloride and its impurities**

No.	Identity	Relative Retention time (RRT)	Relative Response factor (RRF)
1	Diphenoxylate acid	0.78	1.27
2	Diphenoxylate Hydrochloride	1.00	1.00
3	Nitrile amide	1.85	0.96
4	Bromo diphenyl Butro nitrile	2.10	1.23

Note: Relative retention time and relative response factor were calculated with respect to retention time and peak response of Diphenoxylate hydrochloride.

**TABLE 2 : Typical Retention Time of Diphenoxylate hydrochloride and its impurities**

No.	Identity	Retention time (minutes)
1	Diphenoxylate acid	12.1
2	Diphenoxylate Hydrochloride	15.5
3	Nitrile amide	28.5
4	Bromo diphenyl Butro nitrile	32.4



**Figure 1 : Typical chromatogram for Diphenoxylate hydrochloride spiked with 0.5% impurity level**

### Parameters performed for Analytical Validation

#### Suitability Tests

System Suitability Solution was prepared as described under preparation of solutions and the solution was injected in replicate.

#### Specificity study

To demonstrate specificity of the analytical method, Diphenoxylate hydrochloride and its impurities i.e. Diphenoxylate acid, Nitrileamide and Bromodiphenyl butronitrile were subjected to 'Forced degradation studies'. In 'Forced degradation studies, Diphenoxylate hydrochloride and its impurities were subjected to the following stress conditions

Given treatment with 1N Methanolic Hydrochloric acid, 1 N Methanolic Sodium hydroxide, 30% v/v Hydrogen peroxide, Ultra-violet light (254 nm- photo degradation), Dry heat at 105°C (thermal degradation) and Heat & humidity (40°C – 75% ± 5% RH).

For acid, base and oxidation stress studies, the solutions of the Diphenoxylate hydrochloride, Nitrileamide and Bromo DPBN were prepared in Methanol. For acid, base and oxidation stress studies, the Diphenoxylate Acid was first dissolve in 1mL Dimethylsulphoxide and then solution prepared in Methanol.

The concentration of the drug substance Diphenoxylate hydrochloride and the impurities was 0.3mg/mL. The exposure time was 3 days and 7 days.

For humidity, thermal and photo stability studies, known amount of Diphenoxylate hydrochloride and the impurities were exposed to heat, ultra violet light and humidity. The concentration of the drug substance Diphenoxylate hydrochloride and the impurities was 0.3mg/mL. The exposure time was 3 days.

#### Detection Limit (DL) and Quantitation Limit (QL) study

A series of solutions were prepared by quantitative dilutions of the stock solution of Diphenoxylate hydrochloride, Diphenoxylic acid, Nitrileamide and Bromo DPBN working standard to obtain solutions in the range 2.0% to 10.0% of the working concentration solution (i.e. 0.1ppm to 0.5ppm).

Each solution was injected in duplicate into the chromatograph and the peak response of each solution was recorded. The mean peak response for each concentration was calculated.

A graph of mean peak area vs. concentration (%) was plotted and the equation of regression line and the residual standard deviation was determined. The calculations were done as follows:

#### Calculation

$$LOD = \frac{3.3\sigma}{S} \quad LOQ = \frac{10\sigma}{S}$$

Where,

$\sigma$  = Residual Standard Deviation

S = Slope

For QL the relative standard deviation for six rep-

licate injections was less than 6.0%.

#### Linearity

Linearity solutions were prepared by quantitative dilutions of the stock solution of Diphenoxylate hydrochloride, Diphenoxylic acid, Nitrileamide and Bromo DPBN working standard to obtain solutions in the range from the Quantitation Limit to 200% of the working concentration solution (i.e. 0.25ppm to 10.0ppm). Each solution was injected into the chromatograph in duplicate and the mean peak areas were calculated.

A graph of mean peak area vs. concentration (%) was plotted and the equation of regression line was determined. The slope, intercept and correlation coefficient of the regression line were calculated.

The graphs of linearity curve for Diphenoxylate hydrochloride and its impurity is given as follows;

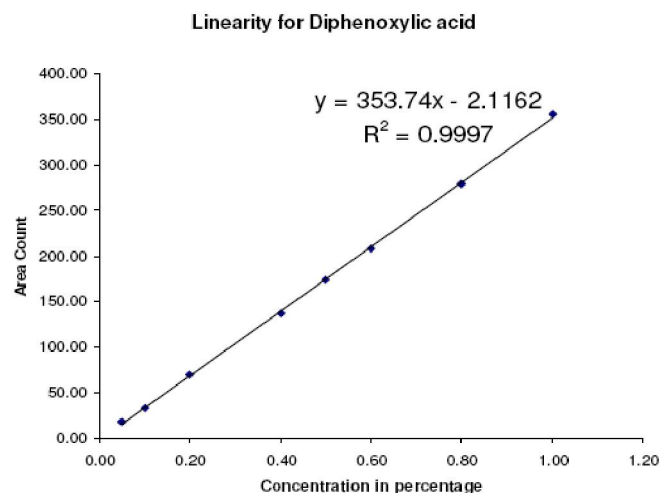


Figure 2 : Linearity for Diphenoxylic acid

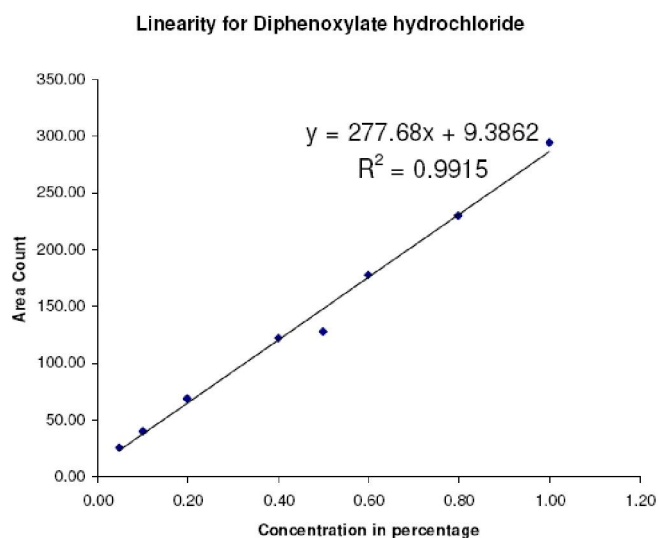


Figure 3 : Linearity for Diphenoxylate hydrochloride

## Full Paper

Linearity for Nitrileamide

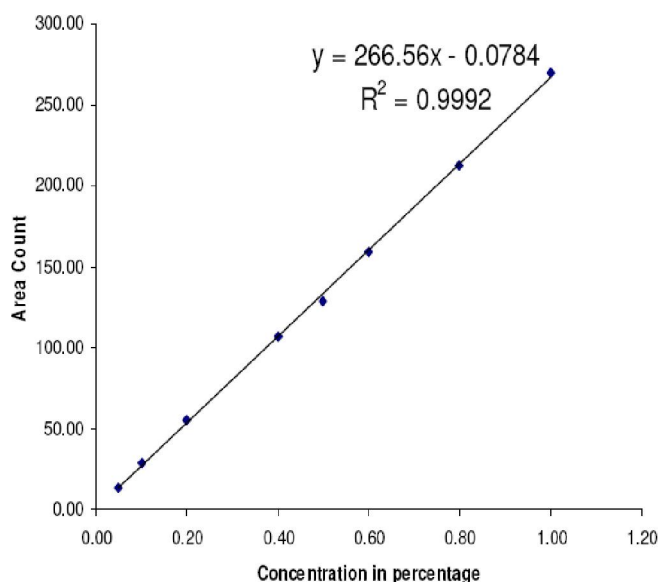


Figure 4 : Linearity for Nitrile amide

Linearity for Bromo DPBN

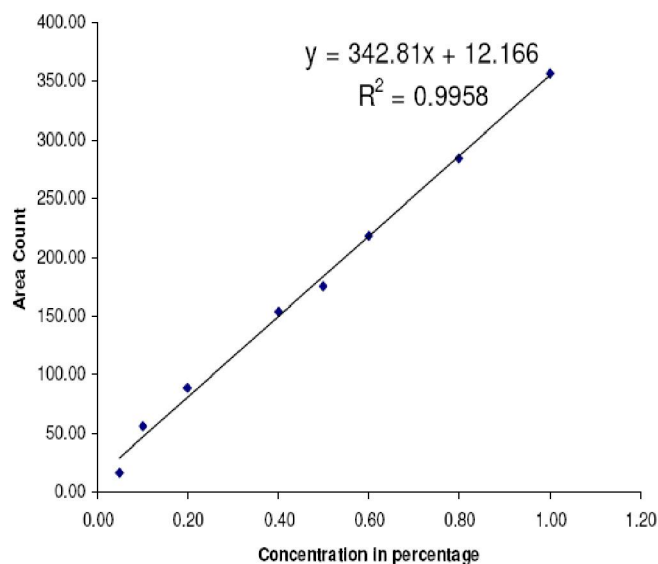


Figure 5 : Linearity for Bromo DPBN

TABLE 3 : Determination of Relative Retention factor (RRF) of Diphenoxylate hydrochloride and its impurities from the slope

No.	Identity	Slope from Linearity Experiment	(RRT)	(RRF)
1	Diphenoxylate acid	353.74	0.78	1.27
2	Diphenoxylate Hydrochloride	277.68	1.00	1.00
3	Nitrileamide	266.56	1.85	0.96
4	Bromo diphenyl Butro nitrile	342.81	2.10	1.23

## Precision

### a) System Precision

20ul of working concentration (i.e. 5ppm) solution was injected in replicates. Mean peak area for Diphenoxylate hydrochloride, Diphenoxylate acid, Nitrileamide and Bromo DPBN were calculated.

### b) Repeatability

Diphenoxylate hydrochloride sample was weighed in six different flasks. Each solution was analyzed against a freshly prepared standard of Diphenoxylate acid, Diphenoxylate hydrochloride, Nitrileamide and Bromo DPBN. The mean, standard deviation and relative standard deviation of the results for standard were calculated.

### c) Intermediate Precision

The repeatability experiment was repeated on different day and the results were compared with repeatability experiment.

## Accuracy

Diphenoxylate hydrochloride sample was weighed in three different flasks. One of these flasks were spiked with solutions of Diphenoxylate acid, Nitrileamide and Bromo DPBN working standard so as to obtain solution at the concentration level of quantitation limit of Diphenoxylate acid, Diphenoxylate hydrochloride, Nitrileamide and Bromo DPBN. Similar solutions were prepared by spiking at 100% and 160% level of working concentration. Each level was analyzed against a freshly prepared standard of Diphenoxylate acid, Diphenoxylate hydrochloride, Nitrileamide and Bromo DPBN. The mean, standard deviation and relative standard deviation of the results were calculated.

## Range

Range was defined once linearity, precision, and accuracy had been established. Based on linearity, precision and accuracy, it was determined that the range of the analytical method is from 0.05% to 0.8% of working concentration for all the three known impurities with respect to Diphenoxylate hydrochloride.

## Robustness

The HPLC analysis was carried out using the method outlined in the Methodology section by spiking the sample of Diphenoxylate hydrochloride working stan-

dard with Diphenoxylate hydrochloride working standard, Diphenoxylate hydrochloride working standard, Diphenoxylate hydrochloride working standard and Diphenoxylate hydrochloride working standard solution at the working concentration level. The following alterations in the chromatographic conditions were then carried out:

- a) Changing the wavelength of the detector ( $210\text{nm} \pm 2\text{nm}$ )
- b) Changing flow rate ( $2.2 \pm 0.2\text{mL/min}$ )

The difference between the results obtained in known impurities and unknown impurities in accordance with normal method and analysis by altered method were calculated and the system suitability test criteria were evaluated for every change.

## RESULT AND DISCUSSION

### System suitability

Diphenoxylate hydrochloride and all the three impurities i.e. Diphenoxylate acid, Nitrile amide and Bromo DPBN were well resolved from each other.

### Specificity

The method was found specific for Diphenoxylate hydrochloride, Diphenoxylate Acid, Nitrileamide and Bromo DPBN as there is no interference of degradants at the retention time of Diphenoxylate hydrochloride and the three known impurities as shown by the forced degradation studies under various stress conditions. Diphenoxylate hydrochloride and the three known impurities were found spectrally pure under the various stress condition.

For QL, the relative standard deviation for six replicate injections was less than 6.0% for Diphenoxylate hydrochloride and its impurities at 0.25ppm.

### Linearity

Correlation Coefficient for Diphenoxylate hydrochloride and all its impurities were more than 0.995 in the range of Limit of quantitation (i.e. 0.25ppm) to 200% (i.e. 10.0ppm).

### Precision

#### a) System precision

The relative standard deviation of the results for

System precision was less than 6.0% for Diphenoxylate hydrochloride and its impurity.

#### b) Repeatability

The relative standard deviation of the results for Repeatability was less than 6.0%.

#### c) Intermediate precision

The relative standard deviation for System precision for Intermediate Precision was less than 6.0% for Diphenoxylate hydrochloride and its impurities.

### Accuracy

The relative standard deviation of the results for System precision was less than 6.0% for Diphenoxylate hydrochloride and its impurity. The recovery at level of quantitation limit (0.25 ppm) was within 70.0% to 130.0% for Diphenoxylate acid, Nitrile amide and Bromo DPBN. The individual recoveries at the 100% (i.e. spike at 5ppm) and 160% level (spike at 8.0ppm) were within 80.0% to 120.0% for Diphenoxylate acid, Nitrile amide and Bromo DPBN. The mean recovery was within 80.0% to 120.0% for Diphenoxylate acid, Nitrile amide and Bromo DPBN.

### Range

Based on linearity, precision and accuracy, it was determined that the range of the analytical method is from 0.05% (i.e. 0.25ppm) to 0.8% (i.e. 8.0ppm) for all the three known impurities and unknown impurities with respect to Diphenoxylate hydrochloride.

### Robustness

There was no significant difference in the results obtained by the normal method and those obtained by carrying out deliberate changes in the method.

## CONCLUSION

The suggested method can be successfully used to estimate known and unknown impurities present in the Diphenoxylate hydrochloride bulk drug.

## ACKNOWLEDGEMENT

Author are thankful to M/S RPG LIFE Sciences Limited for supplying gift samples of drugs for carry out this work.

*Full Paper*

## REFERENCES

- [1] The Indian Pharmacopoeia Volume-I Published by the Controller of Publication, New Delhi. P 260-261, (1996).
- [2] European Pharmacopoeia, Third Edition Published Accordance with Convention on Elaboration of European Pharmacopoeia. P755-756, (1997).
- [3] I.Jane, A.Mckinnon, R.J.Flanagan, J.Chromatogr., **323(2)**, 191-225 (1985).
- [4] I.M.Jalal, S.T.Sa'sa, A.H.Abusaleh, H.S.Khalil; Anal.Letl., **18(b20)**, 2551-68 (1985).
- [5] R.Gill, B.Law; J.Chromatogr., 34, 185-202 (1986).
- [6] Dennis W.Hill, Karen J.Langner; J.Liq.Chromatogr., **10(2-3)**, 377-409 (1987).
- [7] Minsi Gao, Qinghua Zhu, Jun Chen; Zhongguo Yiyao Gongye Zazhi., **22(10)**, 457-9 (1991).
- [8] Gary J.Lehr; J.AOAC.Int., **79(6)**, 1288-1293 (1996).