



December 2006

Volume 1 Issue 2-4

# CHEMICAL TECHNOLOGY

*An Indian Journal*

Trade Science Inc.

Full Paper

CTAIJ, 1(2-4), 2006 [72-79]

## Decreasing Iron Content In Fertilizer-Grade Phosphoric Acid Using Ion Exchange Method

### Corresponding Author

E.A.Abdel-Aal  
Central Metallurgical Research and  
Development Institute,  
P.O.Box 87 Helwan, Cairo, (EGYPT)  
Fax No.: 202-5010639  
E-mail: eabde@yahoo.com

Received: 30<sup>th</sup> August, 2006

Accepted: 15<sup>th</sup> September, 2006

Web Publication Date : 27<sup>th</sup> December, 2006

### Co-Authors

S.A.Dardeer<sup>1</sup>, N.M.Rageh<sup>2</sup>, H.M.Rageh<sup>2</sup>

<sup>1</sup>Egyptian Ferroalloys Co.,  
Edfu, (ASWAN)

<sup>2</sup>South Valley University,  
Faculty of Science, (QENA)

### ABSTRACT

In Egypt, concentrated wet-process phosphoric acid is produced from phosphate concentrate by the conventional dihydrate process in which phosphate concentrate leached with sulfuric and weak phosphoric acids. It is an important intermediate product for production of phosphatic fertilizers. The produced acid contains iron ranging from 2.0 % to 4.0 %  $\text{Fe}_2\text{O}_3$  as inorganic impurity and 48%  $\text{P}_2\text{O}_5$ . Ion-exchange method is used to reduce the concentration of ferric ions content. Ferric ions affect the quality of produced fertilizers as they combine with  $\text{P}_2\text{O}_5$  and form insoluble compounds. Decreasing  $\text{Fe}_2\text{O}_3$  content to less than 1.0% was achieved by reaction of fertilizer-grade phosphoric acid with strong acid cation exchanger (Dowex-50). The following optimum reaction conditions were determined: 30°C reaction temperature, 30 min. reaction time, 1.25 weight ratio of cation-exchange resin to acid and 28 %  $\text{P}_2\text{O}_5$  from acid concentration. These conditions lead to removal of 80.3 % from  $\text{Fe}_2\text{O}_3$  in the treated acid. Reduction of ferric ions to ferrous ions is a must for higher  $\text{Fe}_2\text{O}_3$  removal efficiency. Also, regeneration conditions of loaded resin were systematically studied.

INDIA

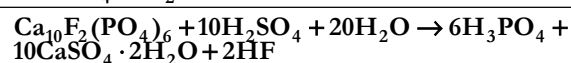
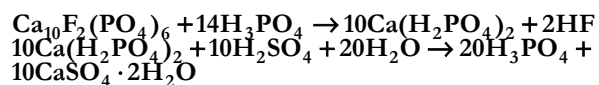
© 2006 Trade Science Inc. -

### KEYWORDS

Phosphoric acid;  
Ion exchange;  
Decreasing iron.

## INTRODUCTION

Phosphoric acid is an important intermediate for production of fertilizers. It is mainly produced by Dihydrate Process in which phosphate rock leached with sulfuric and weak phosphoric acids to produce phosphoric acid and calcium sulfate dihydrate (phosphogypsum) as a by-product. The primary reaction for the Dihydrate process is as follows<sup>[5]</sup>

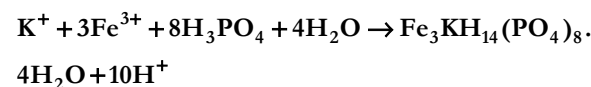


After filtration and separation of phosphogypsum, the filter acid (28% P<sub>2</sub>O<sub>5</sub>) contains many kinds of anionic impurities, such as sulfate and fluorine compounds and cationic impurities, the most important of which are iron, aluminum and magnesium as well as organic impurities. The quantity and type of the impurities are dependent primarily on the nature and composition of phosphate rock used as the raw material. The filter acid is concentrated by evaporation under vacuum to a concentration of 48-54% P<sub>2</sub>O<sub>5</sub> either through a single or a double-stage of evaporation. During concentration, the volatile impurities such as fluorine compounds are partially removed along with the evaporating water vapor, but the concentrations of other impurities increase. Presence of impurities in phosphoric acid adversely affects process performance as well as quality of produced fertilizers<sup>[5]</sup>.

Iron is present in most commercial phosphate rocks in variable percentages ranging from as low as 0.1%-0.4% as Fe<sub>2</sub>O<sub>3</sub> in Morocco phosphate<sup>[5]</sup> up to 3%-4% in Egyptian phosphate<sup>[1,3,4,11]</sup>. During the reaction, most of iron impurities present in the phosphate rock (50-95%) reacts and ends in the phosphoric acid. Distribution of iron between phosphoric acid and gypsum cake depends essentially on the nature of contaminating iron-bearing minerals and process conditions. Dissolved iron has a strong effect on increasing the viscosity and consequently decreases the filtration rate. In addition, it forms precipitates during concentration, clarification and storage causing sludge problems accompanied by P<sub>2</sub>O<sub>5</sub>

losses. Also, the P<sub>2</sub>O<sub>5</sub> water-solubility of the fertilizers produced from high iron acids will be inferior due to presence of iron phosphates.

Different techniques can be used to remove iron impurity from wet-process phosphoric acid. Among these techniques are precipitation, ion exchange and solvent extraction. Precipitation of iron from phosphoric acid can be achieved by addition of potassium salt to the acid during concentration. The formed complex (x-compound or Lehr's salt) can be post-precipitated according to the following equation<sup>[2,7]</sup>.



Also, ammonium salts can form analogous compounds. The disadvantage of this process is high P<sub>2</sub>O<sub>5</sub> losses. For decreasing Fe<sub>2</sub>O<sub>3</sub> content in phosphoric acid by 1%, the corresponding P<sub>2</sub>O<sub>5</sub> losses will be about 2.4%. On lab-scale<sup>[15]</sup> precipitated the impurities from slightly ammoniated acid by addition of methanol. The produced acid was suitable for liquid fertilizer production. 90% of the iron, aluminum and fluorine and 50-70% of the magnesium were removed from the raw acid. Also<sup>[20]</sup>, reported that pure phosphoric acid suitable for use in detergents, food and water treatment was produced from concentrated crude phosphoric acid by precipitation of impurities with methanol in presence of KH<sub>2</sub>PO<sub>4</sub>.

Found<sup>[12]</sup> that a precipitate containing both iron and aluminum was formed upon addition of ammonium salt to wet-process phosphoric acid. Either ammonium carbonate or ammonium hydroxide could be used as base ammonium neutralizer. Usually, acid of lower iron and aluminum contents with minimal post-precipitation sludge will be produced after removal of this precipitate. In the following are given the applied suitable conditions:

Amount of ammonium salt	: 0.3-2%
Clarification time	: 4-8 day
Clarification temperature	: Ambient - 82°C

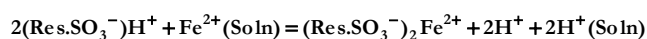
Reported<sup>[8]</sup> that Fe, Al, Ca and Ti were removed from crude phosphoric acid by adding iso-propanol and 0.06-0.12 mole NH<sub>3</sub>/mole P<sub>2</sub>O<sub>5</sub>. Fe content was decreased<sup>[21]</sup> from 0.48% to 0.005% treated the phosphoric acid with soluble compounds of Na and F to remove Al as Na<sub>3</sub>AlF<sub>6</sub>. The iron content is decreased

## Full Paper

to acceptable level by addition of ammonia. Iron is precipitated as crystalline salt, principally in the form of  $\text{NH}_4\text{Fe}_3\text{H}_8(\text{PO}_4)_6 \cdot 6\text{H}_2\text{O}$ . Found<sup>[16]</sup> that the metallic impurities (mainly Fe, Al and Mg) were removed from technical-grade phosphoric acid by precipitation with ammonia at 52-108°C for 2-16 hr and at N/P<sub>2</sub>O<sub>5</sub> wt. ratio of 0.016-0.15. Fe content was decreased from 0.82% to 0.04%. Adjusted<sup>[19]</sup> concentrations of CaO and F in weak phosphoric acid (20% P<sub>2</sub>O<sub>5</sub>) to about 3% and 5%, respectively. Calcium fluoride was precipitated with co-precipitating of magnesium, iron and aluminum insoluble impurities. The percentage removal of iron and aluminum was found as high as 89%.

Reported<sup>[18]</sup> that ethanol and aqueous ammonia can be used for purification of phosphoric acid. The raw acid which was containing 28.3% P<sub>2</sub>O<sub>5</sub> and 1.9% R<sub>2</sub>O<sub>3</sub> was purified to pure acid containing 54.5% P<sub>2</sub>O<sub>5</sub> and 0.06% R<sub>2</sub>O<sub>3</sub>. However, the P<sub>2</sub>O<sub>5</sub> recovery was very low (66.1%). Iron, aluminum and lead can be precipitated by the use of glacial acetic acid<sup>[7,17]</sup>. Acetic acid can be recovered by distillation.

Cation exchange resin contains free H<sup>+</sup> cations which can be exchanged for Fe<sup>2+</sup> cations in solution according to the following equation:



Some authors used this technique for separation of rare earths from phosphoric acid<sup>[13,14]</sup>.

The experimental conditions adjusted to give the equilibrium which is completely displaced from left to right. Then, Fe<sup>2+</sup> ions are completely fixed on the Dowex-50 cation exchanger.

The factors determining the distribution of ions between an ion-exchange resin and a solution include:

Nature of exchanging ions, in general ions with smaller hydrated volume will usually be absorbed preferentially.

Nature of ion-exchange resin including nature of the functional groups in the resin and the degree of cross-linking: as the degree of cross-linking is increased, resins become more selective towards ions of different sizes<sup>[10]</sup>.

The major goal of this study is to reduce iron content in phosphoric acid by ion exchange method as much as possible, with minimum losses of phosphate values.

## EXPERIMENTAL

### Raw materials

Pure phosphoric acid grade (85%), pure sulfuric acid grade (98%), ferrous sulfate heptahydrate and ferric sulfate pentahydrate from E-Merck, Germany were used in this study to prepare simulated fertilizer-grade phosphoric acid solutions. Dowex-50 strong acid cation exchanger resin from Dow Co., USA was also used.

### Procedure

Different weights from Dowex-50 resin (50-150 gm) were mixed with 100 gram from phosphoric acid of different concentrations (28-42% P<sub>2</sub>O<sub>5</sub>) in a beaker. Effect of reaction temperature, contact time, concentration of phosphoric acid, resin/acid ratio and iron oxidation state on Fe<sub>2</sub>O<sub>3</sub> removal efficiency were systematically studied. Regeneration of resin using sulfuric acid was studied. Samples were chemically analyzed<sup>[6]</sup> for P<sub>2</sub>O<sub>5</sub> and Fe<sub>2</sub>O<sub>3</sub> by UV-120-02 Spectrophotometer, Shimadzu, Japan and the percentage of P<sub>2</sub>O<sub>5</sub> recovery and Fe<sub>2</sub>O<sub>3</sub> removal efficiency were calculated from these assays.

## RESULTS

### Cation exchange stage

In this stage, the ferric or ferrous ions in simulated phosphoric acid exchange with hydrogen ions in resin Dowex-50. Effects of the following conditions on Fe<sub>2</sub>O<sub>3</sub> removal efficiency were systematically studied:

Oxidation state of iron	: Fe <sup>3+</sup> or Fe <sup>2+</sup>
Contact time	: 15-180 minutes
Reaction temperature	: 30-80°C
Resin/acid wt. ratios	: (0.5-1.5):1.0
H <sub>3</sub> PO <sub>4</sub> concentration	: 28-42 % P <sub>2</sub> O <sub>5</sub>

### Effect of iron oxidation state and resin/acid ratio on Fe<sub>2</sub>O<sub>3</sub> removal efficiency

The effect of iron oxidation state on Fe<sub>2</sub>O<sub>3</sub> removal efficiency was studied under the following conditions:

H <sub>3</sub> PO <sub>4</sub> concentration	: 28% P <sub>2</sub> O <sub>5</sub>
Contact time	: 15 minute

Reaction temperature : 30°C  
 Resin/acid wt. ratios : (0.5-1.5):1.0  
 Oxidation state of iron : Fe<sup>3+</sup>, Fe<sup>2+</sup>

The results are given in figure 1. These results show that oxidation state of iron has a significant effect on Fe<sub>2</sub>O<sub>3</sub> removal efficiency. Ferrous iron has higher removal efficiency (35.9-74.9%) compared to ferric iron (7.6-38.0%) at resin / acid ratio ranged from 0.5:1.0 to 1.5:1.0. So, it is preferable to reduce iron in phosphoric acid to ferrous state. The optimum resin/acid wt. ratio is 1.25 that gives about 71.6% Fe<sub>2</sub>O<sub>3</sub> removal efficiency. With increasing resin/acid wt. ratio to 1.5:1.0, insignificant increase in Fe<sub>2</sub>O<sub>3</sub> removal efficiency was noticed (only 3.3%).

#### Effect of contact time on Fe<sub>2</sub>O<sub>3</sub> removal efficiency

Effect of contact time on Fe<sub>2</sub>O<sub>3</sub> removal efficiency was studied under the following conditions:

Oxidation state of iron : Fe<sup>2+</sup>  
 Resin/acid wt. ratio : 1.25  
 Reaction temperature : 30°C  
 H<sub>3</sub>PO<sub>4</sub> concentration : 28% P<sub>2</sub>O<sub>5</sub>  
 Contact time : 15-180 minute

Each experiment was repeated 3 times and the error bar was depicted. The results are given in figure 2. These results show that the optimum contact time is 30 minutes which gives 80.3% Fe<sub>2</sub>O<sub>3</sub> removal efficiency. Further increase in contact time from 30 minutes to 180 minutes has slight increase on Fe<sub>2</sub>O<sub>3</sub> removal efficiency.

#### Effect of reaction temperature

Effect of reaction temperature on Fe<sub>2</sub>O<sub>3</sub> removal efficiency was studied under the following conditions:

Oxidation state of iron : Fe<sup>2+</sup>  
 Resin/acid wt. ratio : 1.25  
 Contact time : 30 minute  
 H<sub>3</sub>PO<sub>4</sub> concentration : 28% P<sub>2</sub>O<sub>5</sub>  
 Reaction temperature : 30-80°C

The results are given in figure 3. These results show that no significant increase in Fe<sub>2</sub>O<sub>3</sub> removal efficiency was obtained with increasing reaction temperature from 30°C to 80°C. From economic point of view, the optimum reaction temperature was selected as 30°C which corresponds to 80.3% Fe<sub>2</sub>O<sub>3</sub>

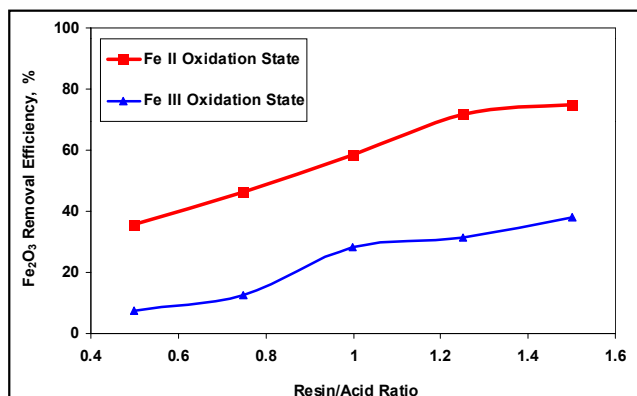


Figure 1: Effect of iron oxidation state and resin/acid ratio on Fe<sub>2</sub>O<sub>3</sub> Removal Efficiency

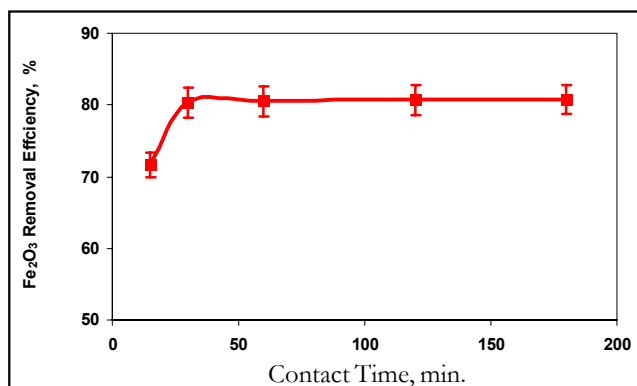


Figure 2: Effect of contact time on Fe<sub>2</sub>O<sub>3</sub> removal efficiency

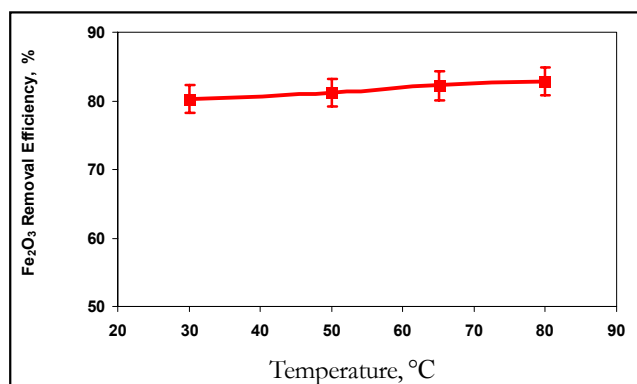


Figure 3: Effect of reaction temperature on Fe<sub>2</sub>O<sub>3</sub> removal efficiency

removal efficiency.

#### Effect of phosphoric acid concentration on Fe<sub>2</sub>O<sub>3</sub> removal efficiency

Effect of phosphoric acid concentration on Fe<sub>2</sub>O<sub>3</sub> removal efficiency was studied under the following conditions:

Oxidation state of iron : Fe<sup>2+</sup>

## Full Paper

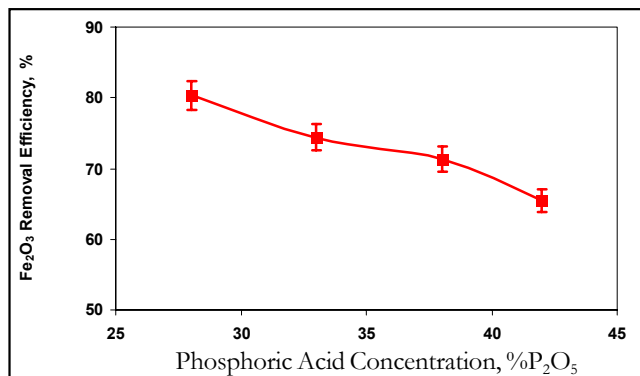


Figure 4: Effect of phosphoric acid concentration on Fe<sub>2</sub>O<sub>3</sub> removal efficiency

Resin/acid wt. ratio : 1.25  
 Contact time : 30 minute  
 Reaction temperature : 30°C  
 H<sub>3</sub>PO<sub>4</sub> concentration : 28-42% P<sub>2</sub>O<sub>5</sub>

The results are given in figure 4. These results show that with increasing phosphoric acid concentration, the Fe<sub>2</sub>O<sub>3</sub> removal efficiency is decreased. The optimum concentration of phosphoric acid is 28% at which the obtained Fe<sub>2</sub>O<sub>3</sub> removal efficiency is 80.3%. In industry, phosphoric acid is produced in the concentration range of 26% to 30% P<sub>2</sub>O<sub>5</sub>, so testing lower acid concentration less than 28% P<sub>2</sub>O<sub>5</sub> is not preferable.

### Optimum conditions

The optimal Fe<sub>2</sub>O<sub>3</sub> removal conditions and the results are summarized in TABLE (1). Fe<sub>2</sub>O<sub>3</sub> removal efficiency of 80.3 % is obtained. Final Fe<sub>2</sub>O<sub>3</sub> content in purified phosphoric acid is 0.38% Fe<sub>2</sub>O<sub>3</sub> which corresponds to about 1.2% Fe<sub>2</sub>O<sub>3</sub> in concentrated acid (50% P<sub>2</sub>O<sub>5</sub> content).

### Regeneration stage

In this stage, hydrogen ions in sulfuric acid exchange with ferric or ferrous iron ions loaded in resin Dowex-50. Fe<sub>2</sub>O<sub>3</sub> release efficiency was systematically studied under the following conditions:

H<sub>2</sub>SO<sub>4</sub> concentration : 10-70 %  
 Contact time : 15-120 minutes  
 Reaction temperature : 30-80°C  
 H<sub>2</sub>SO<sub>4</sub> / Resin Ratio : (1.2-2.4):1.0, ml/g

### Effect of sulfuric acid concentration on Fe<sub>2</sub>O<sub>3</sub> release efficiency

TABLE 1: Optimum conditions and Results of Iron removal Process from Phosphoric acid

Fe <sub>2</sub> O <sub>3</sub> Removal conditions	Value
Oxidation state of iron	Fe <sup>2+</sup>
Resin/acid wt. ratio	1.25
Contact time, minute	30
Reaction temperature, °C	30
Phosphoric acid concentration, % P <sub>2</sub> O <sub>5</sub>	28
<b>Results:</b>	
Fe <sub>2</sub> O <sub>3</sub> removal efficiency, %	80.3

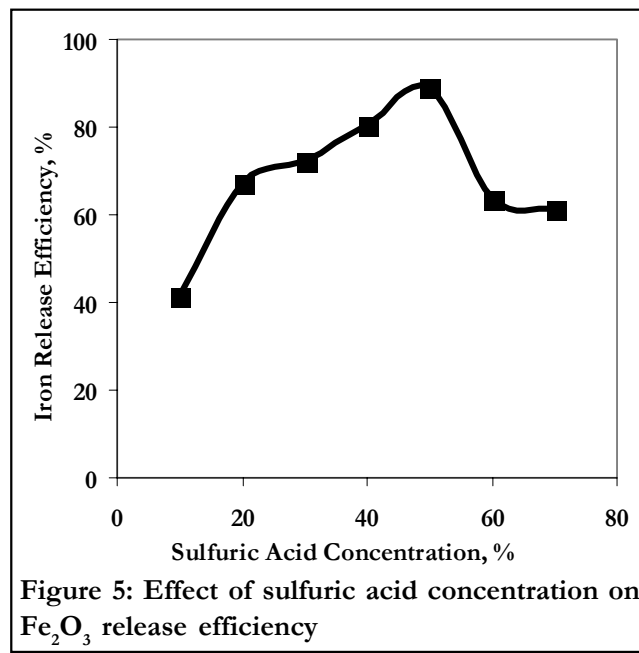


Figure 5: Effect of sulfuric acid concentration on Fe<sub>2</sub>O<sub>3</sub> release efficiency

Effect of sulfuric acid concentration on Fe<sub>2</sub>O<sub>3</sub> release efficiency was studied under the following conditions:

Oxidation state of iron : Fe<sup>2+</sup>  
 H<sub>2</sub>SO<sub>4</sub> / Resin ratio : 1.6:1.0, ml/g  
 Reaction temperature : 30°C  
 H<sub>2</sub>SO<sub>4</sub> concentration : 10-70%  
 Contact time : 15 minute

The results are given in figure 5. These results show that with increasing sulfuric acid concentration, the Fe<sub>2</sub>O<sub>3</sub> release efficiency is increased. The optimum concentration was 50% at which 89% iron release efficiency was obtained. Further increase in sulfuric acid concentration leads to decrease in Fe<sub>2</sub>O<sub>3</sub> release efficiency.

### Effect of contact time on Fe<sub>2</sub>O<sub>3</sub> release efficiency

Effect of contact time on Fe<sub>2</sub>O<sub>3</sub> release efficiency was studied under the following conditions:

Oxidation state of iron : Fe<sup>2+</sup>

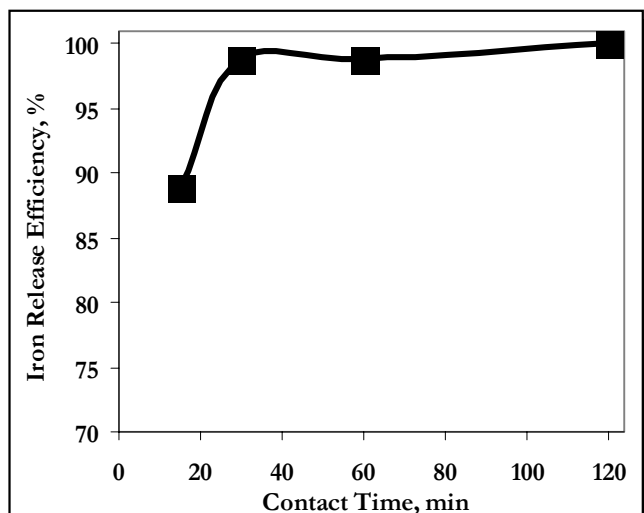


Figure 6: Effect of contact time on  $\text{Fe}_2\text{O}_3$  release efficiency

$\text{H}_2\text{SO}_4$  / Resin ratio : 1.6:1.0, ml/g  
 Reaction temperature : 30°C  
 $\text{H}_2\text{SO}_4$  concentration : 50%  
 Contact time : 15-120 minute

The results are given in figure 6. These results show that with increasing contact time the  $\text{Fe}_2\text{O}_3$  release efficiency is increased. The optimum contact time is 30 minutes at which the 98.8%  $\text{Fe}_2\text{O}_3$  release efficiency is obtained. Further increase in contact time from 30 minutes to 120 minutes has insignificant increase in  $\text{Fe}_2\text{O}_3$  release efficiency.

#### Effect of sulfuric acid / resin ratio on $\text{Fe}_2\text{O}_3$ release efficiency

Effect of sulfuric acid / resin ratio on  $\text{Fe}_2\text{O}_3$  release efficiency was studied under the following conditions:

Oxidation state of iron :  $\text{Fe}^{2+}$   
 Reaction temperature : 30°C  
 $\text{H}_2\text{SO}_4$  concentration : 50 %  
 Contact time : 30 minute  
 Acid / Resin Ratio : (1.2-2.4):1.0, ml/g

The results are given in figure 7. These results show that with increasing acid / resin ratio, the  $\text{Fe}_2\text{O}_3$  release efficiency is increased. The optimum ratio was 1.6:1.0 at which the  $\text{Fe}_2\text{O}_3$  release efficiency is 98.8 %. Further increase in the acid / resin ratio has insignificant effect on increase of  $\text{Fe}_2\text{O}_3$  release efficiency.

#### Effect of reaction temperature on $\text{Fe}_2\text{O}_3$ release

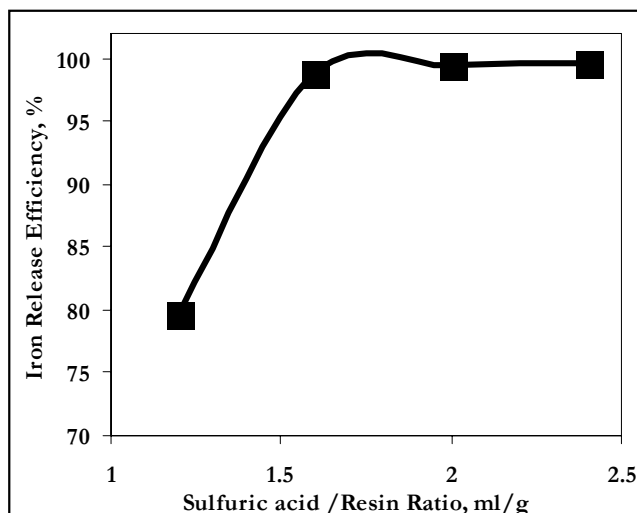


Figure 7: Effect of sulfuric acid / resin ratio on  $\text{Fe}_2\text{O}_3$  release efficiency

#### efficiency

Effect of reaction temperature on  $\text{Fe}_2\text{O}_3$  release efficiency was studied under the following conditions:

Oxidation state of iron :  $\text{Fe}^{2+}$   
 Acid / Resin Ratio : 1.6:1.00  
 $\text{H}_2\text{SO}_4$  concentration : 50 %  
 Contact time : 30 minute  
 Reaction temperature : 30-80°C

The results are given in figure 8. These results show that with increasing temperature the  $\text{Fe}_2\text{O}_3$  release efficiency is slightly increased. From technical

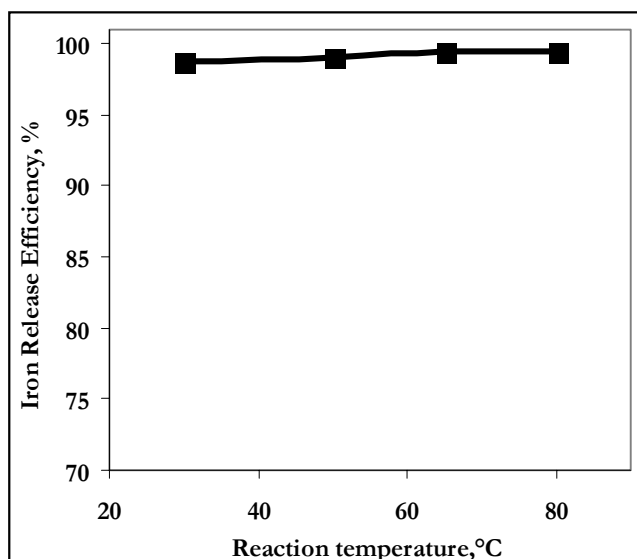


Figure 8: Effect of reaction temperature on  $\text{Fe}_2\text{O}_3$  release efficiency

## Full Paper

and economical point of view, the optimum temperature is 30°C at which the Fe<sub>2</sub>O<sub>3</sub> release efficiency is 98.8%. Further increase in temperature has a slight effect on increase of Fe<sub>2</sub>O<sub>3</sub> release efficiency.

### Optimum conditions

The optimum regeneration conditions and the results are summarised and given in TABLE (2). 98.8% Fe<sub>2</sub>O<sub>3</sub> release efficiency was achieved.

**TABLE 2: Optimum conditions and results of cation exchanger regeneration process**

Regeneration conditions	Value
Reaction temperature, °C	30
Contact time, minutes	30
Sulfuric acid concentration %	50
Sulfuric acid / resin ratio, ml/g	1.6;1.0
<b>Results:</b>	
Fe <sub>2</sub> O <sub>3</sub> release efficiency, %	98.8

### CONCLUSION

The results show that the cation-exchanger can be used for the effective removal of iron from crude phosphoric acid. Fe<sub>2</sub>O<sub>3</sub> removal efficiency of 80.3% was achieved under the following conditions:

Oxidation state of iron	: Fe <sup>2+</sup>
Resin/acid wt. ratio	: 1.25
Contact time, minute, minute	: 30
Reaction temperature, °C	: 30
Phosphoric acid concentration, %P <sub>2</sub> O <sub>5</sub>	: 28

Regeneration of loaded resin was also studied. Fe<sub>2</sub>O<sub>3</sub> release efficiency of 98.8% was achieved under the following conditions:

Reaction Temperature, °C	: 30
Contact Time, minute	: 30
Sulfuric Acid Concentration, %	: 50
Sulfuric Acid/Resin Ratio, ml/g	: 1.6:1.0

Application of the cation-exchanger for purification of fertilizer-grade phosphoric acid is considered to be encouraging. Cost benefit analysis and feasibility study will be calculated.

### REFERENCES

- [1] E.A.Abdel-Aal, I.A.Ibrahim, A.K.Ismail; Proceedings of the International Conference on Advances In Chemical Metallurgy, India, 629-648, 9-11 Jan. (1991).
- [2] E.A.Abdel-Aal, I.A.Ibrahim, M.H.H.Mahmoud, T.A.El-Barbary, A.K.Ismail; 'Minerals & Metallurgical Processing', of SME, **16(3)**, 44-48 (1999).
- [3] E.A.Abdel-Aal; Comparative study on Phosphoric Acid production from Egyptian Phosphate Ore Concentrates by the wet process, M.Sc.Thesis, Dept. of Chemistry, Faculty of Science, Cairo University, (1984).
- [4] E.A.Abdel-Aal; Industrial simulation for wet process Phosphoric Acid production. Ph.D. Thesis, Dept. Of Chemistry, Faculty of Science, Cairo University, (1989).
- [5] P.Becker; Phosphates, Phosphoric Acid: Raw Materials, Technology, Economics of the Wet Processes. Marcel Decker Inc., New York, (1989).
- [6] J.Bassett, R.C.Denney, G.H.Jeffery, J.Mendham; 'Vogel's textbook of Quantitative Inorganic Analysis', printed by William Clowes Ltd, Beccles and London, (1986).
- [7] T.A.El-Barbary; Removal of Iron during wet-process Phosphoric Acid Production M.Sc.Thesis, Dept. Of Chemistry, Faculty of Science, Cairo University, (1992).
- [8] K.Frankenfeld, K.Goetzmann; Chemische Fabrik Budenheim Rudolf A, 12 Oct. (1970).
- [9] K.G.Oetker; Ger.Offen. 2. 050, 008 (Cl. Colb), App. 1. P. 2. 050, 008, 7, 13 April (1972).
- [10] R.W.Grimshaw, C.E.Harland; 'Ion Exchange: Introduction to Theory and Practice', printed by Adlard & Son Ltd, Bartholomew Press, Dorking, (1975).
- [11] A.K.Ismail, E.A.Abdel-Aal, I.A.Ibrahim; Processing of Phosphate concentrates. Proceedings of the 1st International Conference on Hydrometallurgy, China, p 404-408, Oct. (1988).
- [12] L.P.Kenneth; Donald, American Cyanamid Co. U.S.P. 3, 328, 123 (Cl 23-165), June 27RR, 1964, App. 14 March (1967).
- [13] C.Koopman, G.J.Witkamp; Hydrometallurgy, Vol. **58, 1**, p. 51-60, Nov. (2000).
- [14] C.Koopman, G.J.Witkamp; Hydrometallurgy, Vol. **63, 2**, p. 137-147, Feb. (2002).
- [15] J.F.McCullough, L.L.Fredrich; 12 Tennessee Valley Authority, U.S.P. 3975178, (Cl. 71-34); COSB 7/00, 17 August (1967), App. 406, 103 Oct. (1973).
- [16] D.P.McDonald, J.C.Wade; Mississippi Chemical Corp. Belg BE 899, 797(Cl. ColB), US App. 1, 508, 469, 17 Sep. (1984).
- [17] R.Noyes; Phosphoric Acid by wet-process. Noyes Development Corp., Park-Ridge, New Jersey, U.S.A,

---

**Full Paper**

- (1967).
- [18] E.A.H.Shimazaki, S.Nagahama; Taki Chemical Co. Ltd., Japan Koki 7697, 596 (Cl. C03 B25/18), 27 Aug. (1976), App. 1, 75/ 23, 729, 24 Feb. (1975).
- [19] L.T.Theoder, S.B.Donald; TOFMC Corp.U.S.P. 3, 379, 501 (Cl. 23-165), June 27 (1967), App 4 March (1964).
- [20] W.H.Thompson, R.E.Worthington, W.Gouding; H.M.Ltd.Ger.Offen., 2, 101759 (Cl. C01b), Brit.App. 1, 12 August (1971).
- [21] CW.Weston, J.W.Wen, F.Monadel; March (1982), Agrico Chemical Co.U.S., U.S.P. 4, 485, 078 (Cl. 423-320; C01 B25/16), US App. 1, 358, 613, 27 Nov. (1984).