

## Theoretical Study and Calculation of the Biochemical Coefficients of Synthetic Biodegradable PGA and PLA Polymers

Mohan Singh \*

\*Corresponding author: Mohammad Rizehbandi, Chemistry Department, Faculty of science, University of Guilan, Rasht, Iran, email: Rizehbandi.mohammad@yahoo.com

**Received:** December-16-2022, Manuscript No. tsoc-22-83714; **Editor assigned:** December-18-2023, PreQC tsoc-22-83714 (PQ); **Reviewed:** December-24-2022, QC No. tsoc-22-83714 (Q); **Revised:** December-27-2022, Manuscript No tsoc-22-83714 (R); **Published:** December-31-2022, DOI: 10.37532/0974-7516.2022.16 (12).1-6

### Abstract

Biodegradable polymers are a particular class of polymer that breaks down after its intended purpose by bacterial decomposition process to result in natural byproducts such as gases carbon dioxide and Nitrogen, water, and inorganic salts. In this study, some of the physicochemical properties, such as the logarithm of calculated Octanol-Water Partitioning Coefficients ( $\log K_{ow}$ ), Total Biodegradation (TbD in mol/h and g/h), water solubility ( $S_w$ , mg.L<sup>-1</sup>/25°C) and median lethal concentration 50 (LC50), were calculated for the biodegradable synthetic polymers Poly Glycolic Acid (PGA) and Poly Lactic Acid (PLA) with variable length of the polymers. The equations of the model could be utilized to extend for longer polymers of PGA and PLA. Another common term is Lethal Concentration 50 (LC50), which describes the amount of chemical inhaled by test animals that causes death in 50% of test animals used during a toxicity test study. The LD50 and LC50 values are then used to infer what dose is required to show a toxic effect on humans. The coefficients and factors studied on these polymeric compounds indicate acceptable physical chemistry properties for measuring hydrophobic, toxicity and other important parameters of these compounds.

**Keywords:** Biodegradable synthetic polymers; Poly Glycolic Acid (PGA); Poly Lactic Acid (PLA);  $\log K_{ow}$ ; Total biodegradation; Biological activity.

### Introduction

Biodegradable materials are used in packing, agriculture, medicine and other areas. In recent years there has been an increase in interest in biodegradable polymers. Two classes of biodegradable polymers can be distinguished, synthetic and natural polymers. There are polymers produced from feed stocks derived either from petroleum resources or from biological resources. In general natural polymers offer fewer advantages than synthetic polymers. Biodegradable synthetic polymers such as Poly Glycolic Acid (PGA) and Poly Lactic Acid (PLA) have been used in a number of clinical applications (FIG. 1). The major applications include

**Citation:** Rizehbandi M. Theoretical Study and Calculation of the Biochemical Coefficients of Synthetic Biodegradable PGA and PLA Polymers. Org. chem.: Indian J. 2022; 16(12):1-6

©2023 Trade Science Inc.

resorbable sutures, drug delivery systems and orthopaedic fixation devices such as pins, rods and screws. PGA is a rigid thermoplastic material with high crystallinity. Because of the high crystallinity, PGA is not soluble in most organic solvents. The degradation of PLA generally involves random hydrolysis of their ester bonds. PLA degrades to form lactic acid which is normally present in the body. it can be used as a packaging film for oxygen sensitive products, for example as an interlayer between two polyester films. Other important applications include shale gas extraction and other industrial processes as well as synthetic fast absorbable sutures for internal surgeries [1-3]. The Octanol-Water Partition Coefficient ( $K_{ow}$ ) is a measure of the equilibrium concentration of a compound between octanol and water that indicates the potential for partitioning in to soil organic matter (i.e., a high  $K_{ow}$  indicates a compound which will preferentially partition into soil organic matter rather than water).  $\log K_{ow}$  is a very important parameter for predicting the distribution of a substance in various environmental compartments (water, soil, air, biota, etc). Substances with high  $\log K_{ow}$  values tend to adsorb more readily to organic matter in soils or sediments because of their low affinity for water. Chemicals with very high  $\log K_{ow}$  values (i.e., >4.5) are of greater concern because they may have the potential to bio-concentrate in living organisms. For above reason, n-Octanol/Water Partition Coefficient ( $K_{ow}$ ) is used as a screening test for bio-accumulation test. The assumption behind this is that the uptake of an organic substance is driven by its hydrophobicity [4-7]. This coefficient is inversely related to the solubility of a compound in water. The  $\log K_{ow}$  is used in models to estimate plant and soil invertebrate bioaccumulation factors. This parameter is also used in many environmental studies to help determine the environmental fate of chemicals [8, 9].

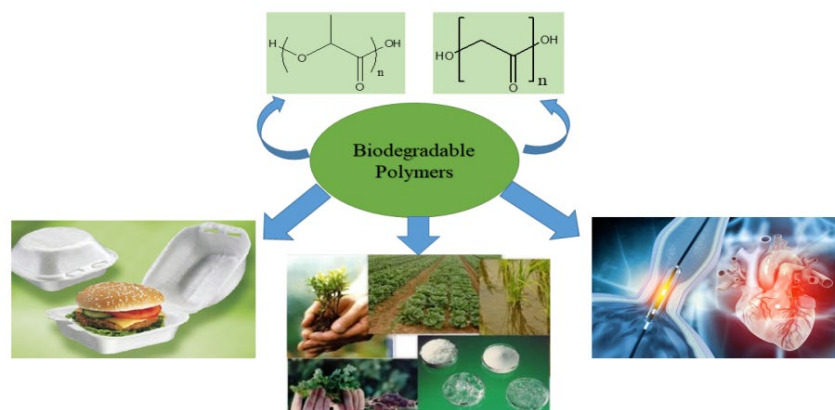


FIG. 1. The formula of the biodegradable synthetic polymers Poly Glycolic Acid (PGA) and Poly Lactic Acid (PLA).

Biodegradation is usually quantified by incubating a chemical compound in presence of a degrader, and measuring some factors like oxygen or production of  $CO_2$ . These molecules form an interatomic type of bonding and is adamant meaning it is tough for microbes to break the bonds and digest them. Thus a long period is required to decompose them [10]. The polymers which can decompose in a few days are decomposed by the action of microorganisms and are known as biodegradable polymers [11, 12]. The biodegradation studies demonstrate that microbial biosensors are a viable alternative means of reporting on potential biotransformation. However, a few chemicals are tested and large data sets for different chemicals need for quantitative structural relationship studies [13].

LC50 is short for "lethal concentration 50%" or "median lethal concentration". It is the concentration of a substance (in air or water) at which half the members of a population are killed after a specified duration of exposure. Exposure is typically through inhalation. This value is very important in toxicology and agriculture as it gives an indication of substance (eg. herbicide) toxicity. The LC50 is inversely proportional to toxicity. A substance with a lower LC50 is more toxic than one which has a higher LC50 [14-16].

Traditionally, the concentrations (x-value) are entered as mass of substance per volume of either air or solution. The units commonly used are Milligram Per Liter (mg/L) or Parts Per Million (ppm). The responses (y-value) are typically entered as percentage of population killed (range from 0 to 100). This will yield an upward-sloping sigmoidal curve [17]. If percentage survival is used instead, a downward-sloping sigmoidal curve will be generated [18]. An LC50 value is the concentration of a material in air that will kill 50% of the test subjects (animals, typically mice or rats) when administered as a single exposure (typically 1 hour or 4 hours). Also called the median lethal concentration and lethal concentration 50, this value gives an idea of the relative acute toxicity of an inhalable material. Typical units for LC50 values are parts per million (ppm) of material in air, micrograms ( $10^{-6}$  = 0.000001 g) per liter of air and milligrams ( $10^{-3}$  = 0.001 gr) per cubic meter of air [19]. For different substances the doses needed to produce an adverse effect varies widely. LD50 values are used to compare acute toxicity. Classification may be based on the LD50 and LC50 values. The assessment of the effects is tested in laboratories using animals, mainly rats, mice and rabbits. The test substance or preparation may be applied to the animal orally, under the skin, by inhalation, into the abdomen or into the vein. LD50 and LC50 are the parameters used to quantify the results of different tests so that they may be compared. It is reported and accepted that the toxicity property of organic compounds can be predicted on the basis of the logKow [20]. Total Biodegradation (TBd) is another useful and important factors in chemical and biochemical studies. The LC50 value is called the median lethal concentration and lethal concentration 50, this value gives an idea of the relative acute toxicity of an inhalable material. One of the other important physicochemical factors of compounds is water solubility ( $S_w$ ,  $\text{mg.L}^{-1}/25^\circ\text{C}$ ) [21, 22].

### **Computational details**

All graphing operations were performed using the Microsoft Office Excel 2003 program. The data for the logarithm of calculated Octanol-Water Partitioning Coefficients (logKow), total biodegradation (TBd in mol/h and g/h), water solubility ( $S_w$ ,  $\text{mg.L}^{-1}/25^\circ\text{C}$ ) and Median Lethal Concentration 50 (LC50), were calculated for the biodegradable synthetic polymers Poly Glycolic Acid (PGA) and Poly Lactic Acid (PLA) with variable length of the polymers.

### **Results**

Some of the physicochemical properties, such as the logarithm of calculated Octanol-Water Partitioning Coefficients (logKow), Total Biodegradation (TBd in mol/h and g/h), water solubility ( $S_w$ ,  $\text{mg.L}^{-1}/25^\circ\text{C}$ ) and Median Lethal Concentration 50 (LC50), were calculated for the biodegradable synthetic polymers Poly Glycolic Acid (PGA) and Poly Lactic Acid (PLA).

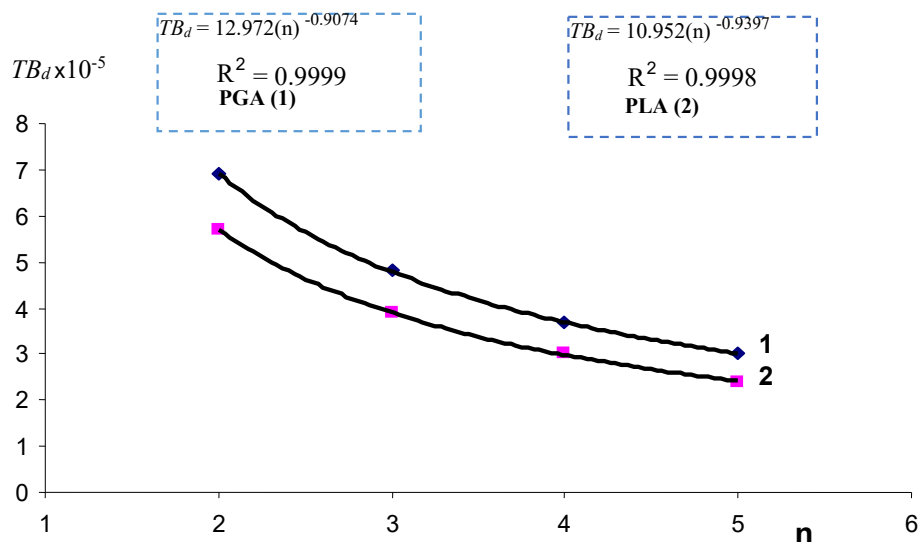
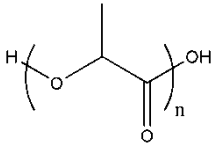
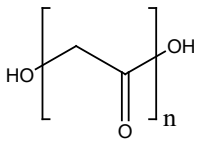


FIG. 2. The graph and equations of the relationships of the TBd and number of monomers of PGA and PLA.

With variable length of the polymers. The equations of the model could be utilized to extend for longer polymers of PGA and PLA. **TABLE 1** has shown the calculated logarithm of calculated Octanol-Water Partitioning Coefficients (logK<sub>ow</sub>), Total Biodegradation and (TBd in mol/h and gr./h), water Solubility at 25°C (mg/L) and Median Lethal Concentration 50 (LC<sub>50</sub>) of PGA and PLA. **FIG. 2** demonstrated the graph and the equations of the relationships between TBd and number of monomers of PGA and PLA.

**TABLE 1.** The calculated logarithm of calculated Octanol-Water Partitioning Coefficients (logK<sub>ow</sub>), Total Biodegradation and (TBd in mol/h and gr./h), water Solubility at 25°C (mg/L) and Median Lethal Concentration 50 (LC<sub>50</sub>) of PGA and PLA.

| Name of Compounds   | n | logK <sub>ow</sub> | LC <sub>50</sub> (in mg/L or ppm) | Total Biodegradation     |
|---|---|--------------------|-----------------------------------|--------------------------|
|   |   |                    |                                   | mol/h × 10 <sup>-5</sup> |
|  | 1 | -1.0666            | 2.93 × 10 <sup>5</sup>            | 0.12                     |
|   | 2 | -1.8374            | 0.28 × 10 <sup>5</sup>            | 6.9                      |
|   | 3 | -2.2968            | 0.75 × 10 <sup>5</sup>            | 4.8                      |
|   | 4 | -2.7562            | 1.78 × 10 <sup>5</sup>            | 3.7                      |
|   | 5 | -3.2156            | 4.02 × 10 <sup>5</sup>            | 3.0                      |
|  | 1 | -0.6490            | 1.49 × 10 <sup>5</sup>            | 0.1                      |
|   | 2 | -1.0022            | 0.10 × 10 <sup>5</sup>            | 5.7                      |
|   | 3 | -1.0440            | 0.17 × 10 <sup>5</sup>            | 3.9                      |
|   | 4 | -1.0858            | 0.24 × 10 <sup>5</sup>            | 3.0                      |
|   | 5 | -1.1276            | 0.31 × 10 <sup>5</sup>            | 2.4                      |

## REFERENCES

1. Acemoglu M. Chemistry of polymer biodegradation and implications on parenteral drug delivery. *International journal of pharmaceutics*. 2004; 277(1-2):133-9.
2. Heller J, Barr J, Ng SY et al. Development and applications of injectable poly (ortho esters) for pain control and periodontal treatment. *Biomaterials*. 2002; 23(22):4397-404.
3. Gunatillake PA, Adhikari R, Gadegaard N. Biodegradable synthetic polymers for tissue engineering. *Eur Cell Mater*. 2003; 5(1):1-6.
4. Pieńko T, Grudzień M, Taciak PP et al. Cytisine basicity, solvation, log P, and log D theoretical determination as tool for bioavailability prediction. *Journal of Molecular Graphics and Modelling*. 2016; 63:15-21.
5. Crisan L, Borota A, Suzuki T et al. An Approach to Identify New Insecticides against *Myzus Persicae*. In silico Study Based on Linear and Non-linear Regression Techniques. *Molecular Informatics*. 2019 (8-9):1800119.
6. Bahmani A, Saaïdpour S, Rostami A. A simple, robust and efficient computational method for n-octanol/water partition coefficients of substituted aromatic drugs. *Scientific reports*. 2017; 7(1):1-4.
7. Hongmao S. Quantitative Structure–Property Relationships Models for Lipophilicity and Aqueous Solubility. *A Pract. Guid. To Ration. Drug Des*. Elsevier. 2016:193-223.
8. Swedberg JE, Schroeder CI, Mitchell JM et al. Cyclic alpha-conotoxin peptidomimetic chimeras as potent GLP-1R agonists. *European Journal of Medicinal Chemistry*. 2015; 103:175-84.
9. Ma W, Wang J, Li Y et al. Poly (3-hydroxybutyrate-co-3-hydroxyvalerate) co-produced with l-isoleucine in *Corynebacterium glutamicum* WM001. *Microbial cell factories*. 2018 (1):1-2.
10. Jiang Y, Loos K. Enzymatic synthesis of biobased polyesters and polyamides. *Polymers*. 2016; 8(7):243.
11. Pellis A, Comerford JW, Weinberger S et al. Enzymatic synthesis of lignin derivable pyridine based polyesters for the substitution of petroleum derived plastics. *Nature communications*. 2019; 10(1):1-9.
12. Santos LH, Araújo AN, Fachini A et al. Ecotoxicological aspects related to the presence of pharmaceuticals in the aquatic environment. *Journal of hazardous materials*. 2010; 175(1-3):45-95.
13. Li A, Yalkowsky SH. Predicting cosolvency. 1. Solubility ratio and solute log K<sub>ow</sub>. *Industrial & engineering chemistry research*. 1998 Nov 2; 37(11):4470-5.
14. Abbott WS. A method of computing the effectiveness of an insecticide. *J. econ. Entomol*. 1925; 18(2):265-7.
15. Bundy JG, Morriss AW, Durham DG et al. Development of QSARs to investigate the bacterial toxicity and biotransformation potential of aromatic heterocyclic compounds. *Chemosphere*. 2001; 42(8):885-92.
16. Cronin MT, Dearden JC. QSAR in toxicology. 1. Prediction of aquatic toxicity. *Quantitative Structure-Activity Relationships*. 1995; 14(1):1-7.
17. Ding Y, Wang J, Luo C et al. Modification of poly (butylene succinate) with biodegradable glycolic acid: Significantly improved hydrolysis rate retaining high toughness property. *Journal of Applied Polymer Science*. 2022; 139(19):52106.
18. Tian Y, Li J, Hu H et al. Acid-triggered, degradable and high strength-toughness copolyesters: Comprehensive experimental and theoretical study. *Journal of Hazardous Materials*. 2022; 430:128392.
19. Huang D, Liu TY, Nie Y et al. Trickily designed copolyesters degraded in both land and sea-confirmed by the successful

capture of degradation end product CO<sub>2</sub>. *Polymer Degradation and Stability*. 2022; 196:109817.

20. Drieskens M, Peeters R, Mullens J et al. Structure versus properties relationship of poly (lactic acid). I. Effect of crystallinity on barrier properties. *Journal of Polymer Science Part B: Polymer Physics*. 2009; 47(22):2247-58.
21. Sonchaeng U, Iniguez-Franco F, Auras R et al. Poly (lactic acid) mass transfer properties. *Progress in Polymer Science*. 2018; 86:85-121.
22. Siracusa V, Rocculi P, Romani S et al. Biodegradable polymers for food packaging: a review. *Trends in Food Science & Technology*. 2008; 19(12):634-43.